

LAFEME

LUCCI ST17



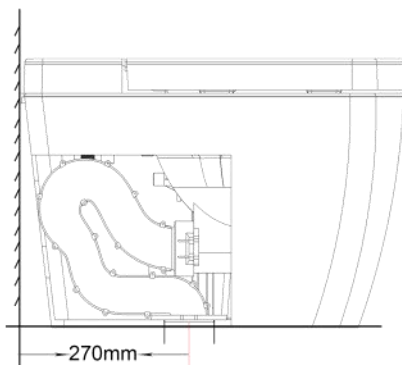
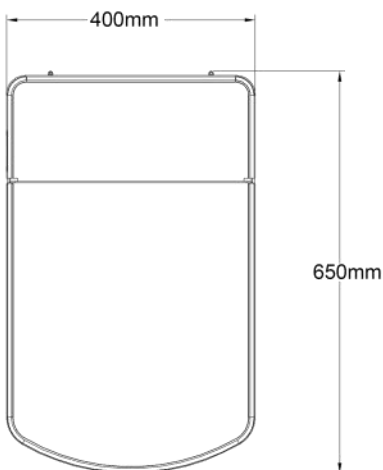
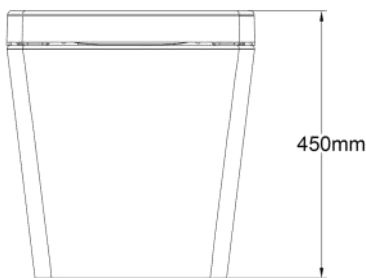
SPECIFICATIONS

Material	Exterial China
Colour	White
Weight	65kg
Water Inlet Position	Bottom Inlet
Pan type	Floor
Toilet Cover	Auto open/close
S Trap Setout	270 mm fixed
Water flow rate	5L/15s

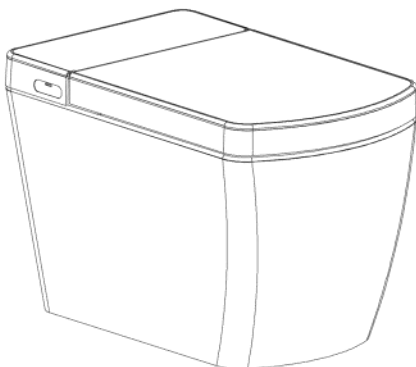
WARRANTY

2 years including the labour

Please refer to Warranty Page for full Terms and Conditions



Water Pressure:0.15MPa-0.75MPa(dynamic pressure 1.5-static pressure 7.5kg) minimum flowrate is 5L/15s.



ST17-LUCCI