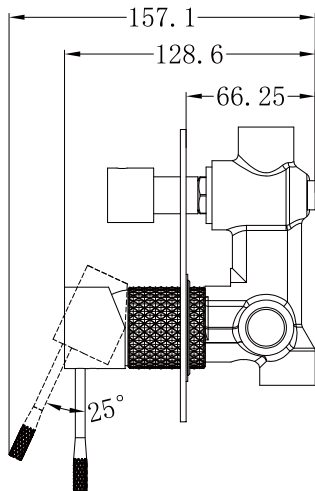
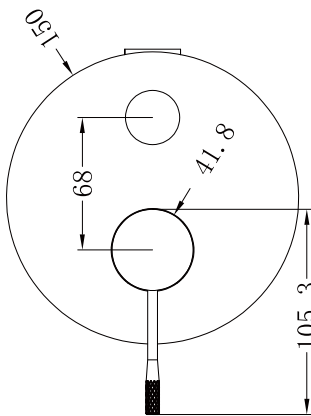






Opal Shower Mixer With Divertor



SPECIFICATION

PRODUCT CODE	YSW2519-09A
WELS RATING	N/A
WATERMARK LICENSE	WM-060073
TEMPERATURE RATING	Min 1°C -Max 75°C
PRESSURE RATING	Min 150KPa-Max 500Kpa

AVAILABLE FINISH

	GRAPHITE NR251909aGR		BRUSHED NICKEL NR251909aBN
	BRUSHED BRONZE NR251909aBZ		BRUSHED GOLD NR251909aBG

MAINTENANCE AND CARE

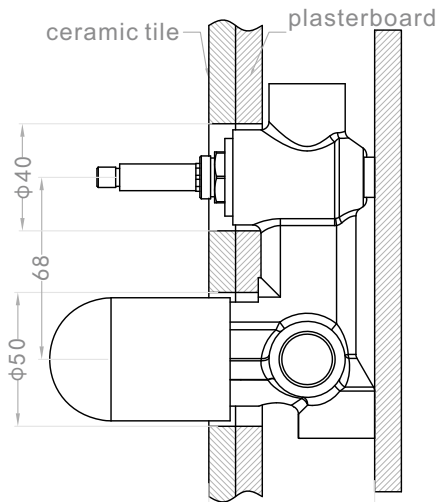
All surfaces should be cleaned with mild liquid detergent or soap and water. Do not use cream cleaners or citrus based cleaning products, as they are abrasive. Use of unsuitable cleaning agents may damage the surface. Any damage caused in this way will not be covered by warranty.

PACKING INCLUDES

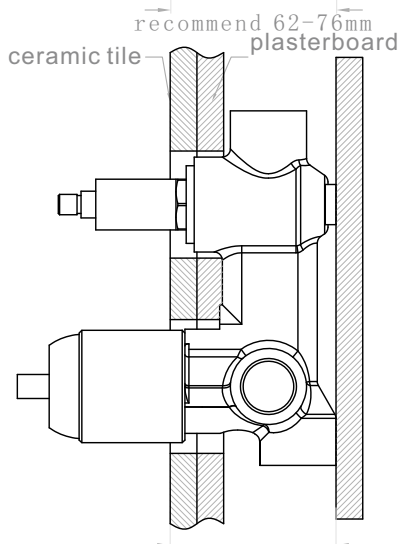
- 1x mixer body
- 1x handle
- 1x plate
- 1x diverter
- 1x accessories pouch



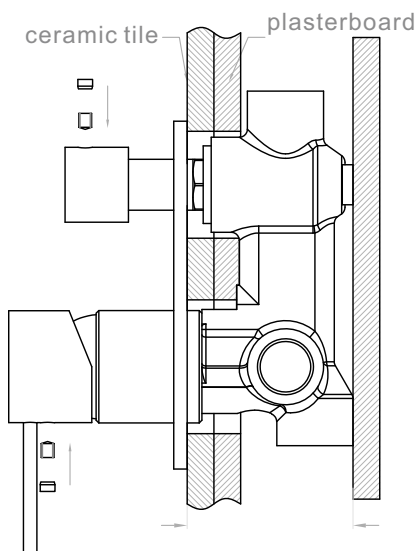
Installation Instruction



1. Fix body on noggin and ensure installation depth is 62-76mm from noggin to ceramic tile.
2. Connect cold water hose and hot water hose and test for leakage.
3. Install plasterboard and ceramic tile after drilling a $\phi 50$ and a $\phi 40$ hole according to the right drawing.



4. Remove the plastic sleeve and install sleeve of diverter.



5. Install plate, handle and knob.