

40mm Bath Pop-up Plug With Removable Waste No Overflow










SPECIFICATION

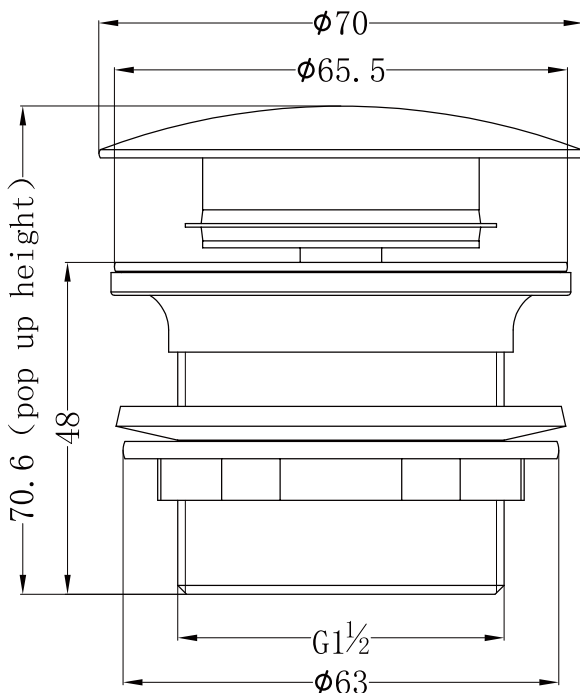
PRODUCT CODE

A707



FINISH

	CHROME NRA707CH		MATTE BLACK NRA707MB
	GUN METAL NRA707GM		BRUSHED NICKEL NRA707BN
	BRUSHED GOLD NRA707BG		GRAPHITE NRA707GR
	BRUSHED BRONZE NRA707BZ		MATTE WHITE NRA707MW
	AGED BRASS NRA707AB		



Dimensions are nominal measurements only.

MAINTENANCE AND CARE

All surfaces should be cleaned with mild liquid detergent or soap and water.

Do not use cream cleaners or citrus based cleaning products, as they are abrasive.

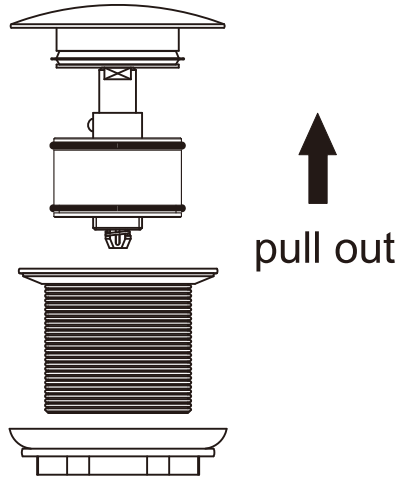
Use of unsuitable cleaning agents may damage the surface. Any damage caused in this way will not be covered by warranty.

PACKING INCLUDES

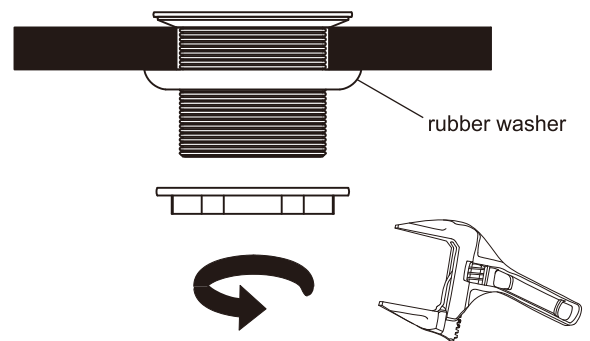
- 1x bath waste
- 1x installation kit



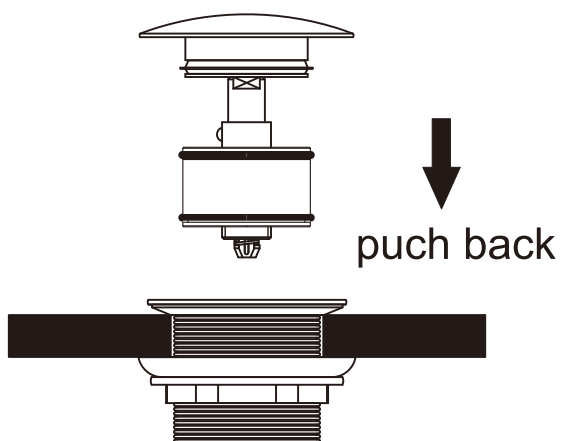
Installation Instruction



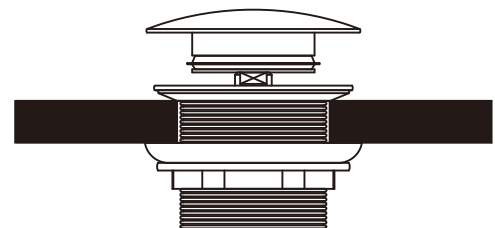
1. Disassemble pop-up waste by pulling out the cap.



2. Put the thread pipe through the bath hole. Fit the rubber washer and tighten up the nut on thread pipe by screw driver.



3. Push back the cap.



4. Finish, and check for leaks.