



Soffitto Square Ceiling Shower
411132




Soffitto Round Ceiling Shower
411133

1




Use the shower frame as a cutting template to mark out, then cut hole in ceiling

2




Fit elbow and flexible hose to shower head. Make sure to use plenty of thread tape.

3



Connect 1/2 flexi hose to the water supply and test for leaks.

4



Once shower head is in the ceiling, attach shower frame to the ceiling using the supplied L brackets and screws.

5



Once shower frame has been installed and mounted, place shower head into the frame.

6



Enjoy your shower!