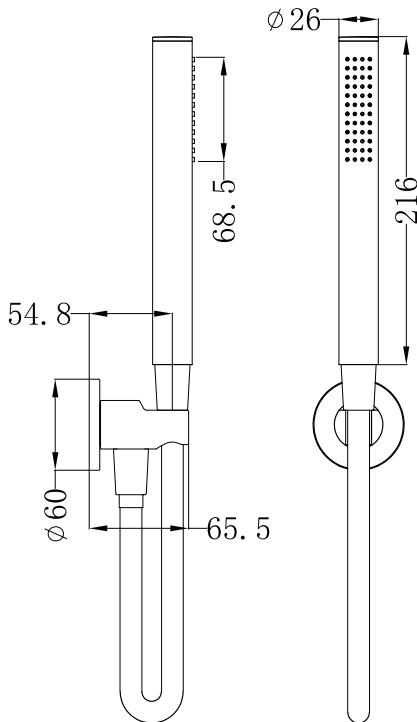


## Round Shower Bracket



### SPECIFICATION

WELS RATING	4STAR 7.5L/MIN
WATERMARK LICENSE	WM-060093
TEMPERATURE RATING	MIN 1°C-MAX 75°C
PRESSURE RATING	MIN 150KPa-MAX 500KPa

### AVAILABLE FINISH



CHROME  
NR307CH



MATTE BLACK  
NR307MB



BRUSHED NICKEL  
NR307BN



GUN METAL  
NR307GM



BRUSHED GOLD  
NR307BG



BRUSHED BRONZE  
NR307BZ

### MAINTENANCE AND CARE

All surfaces should be cleaned with mild liquid detergent or soap and water. Do not use cream cleaners or citrus based cleaning products, as they are abrasive. Use of unsuitable cleaning agents may damage the surface. Any damage caused in this way will not be covered by warranty.

### PACKING INCLUDES

- 1x hand shower (built-in check valve)
- 1x 1.5m hose
- 1x bracket

Dimensions are nominal measurements only.



Versions: V1

[www.nerotapware.com.au](http://www.nerotapware.com.au)

## Installation Instruction

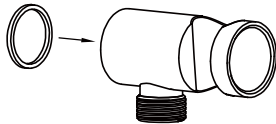
### Important

All products must be installed by licensed plumbers.

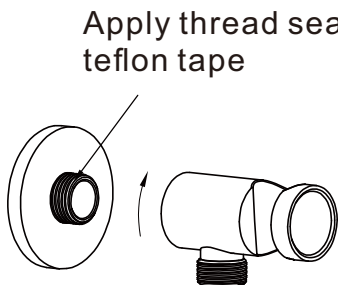
All pipework must be thoroughly flushed prior to installation, as foreign materials may block the flow regulating device and reduce the flow of water.



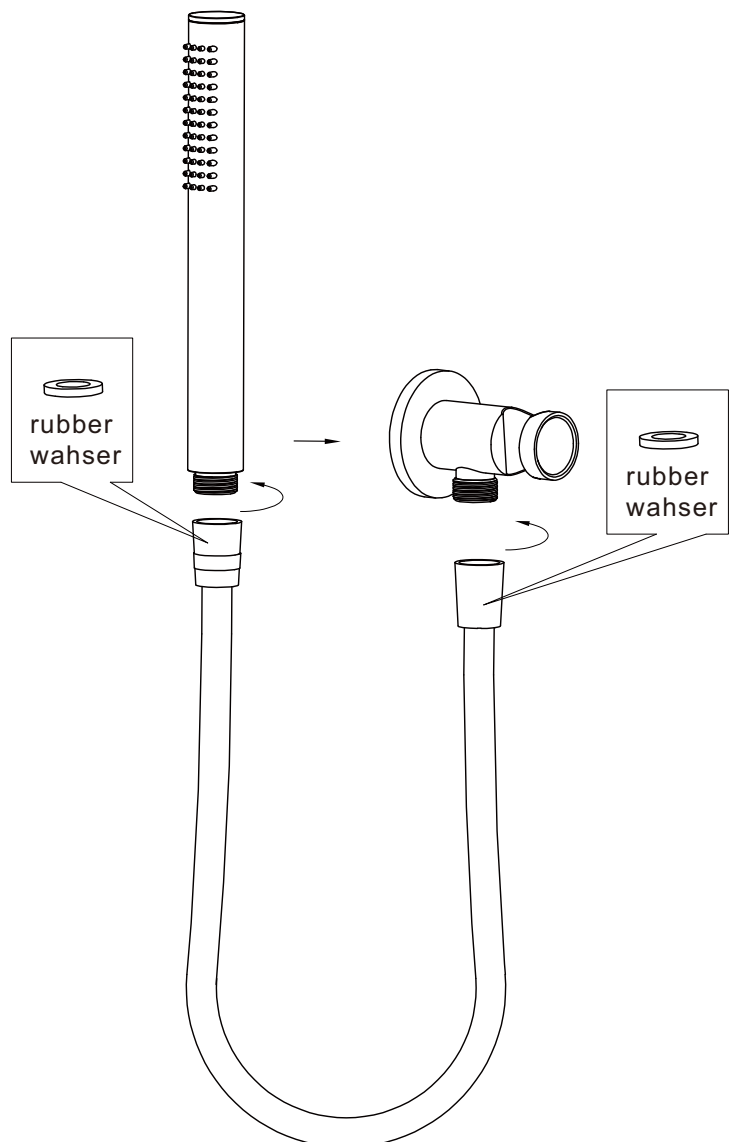
1. Apply thread sealant or teflon tape on the outlet thread.



2. Put washer into bracket body.



3. Pull back plate onto the outlet, and screw shower bracket body onto outlet.



4. Connect bracket and hand shower with hose. TEST & CHECK FOR LEAKS.